

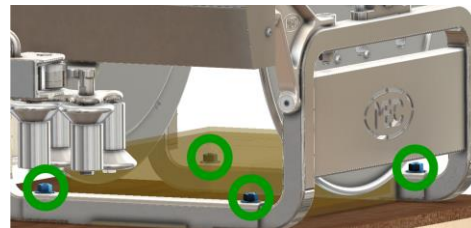



# UNBOXING INSTRUCTIONS

1. REMOVE SCREWS FROM BOX

2. LIFT BOX OFF PALLET

3. USE A 3/4" WRENCH TO REMOVE SHIPPING HARDWARE



4. REMOVE ACCESSORIES BOX AND KEEP WITH HOSE REEL



## ACCESSORIES BOX CONTENTS

### ACCESSORIES BOX




#### OPERATORS MANUAL




#### INSTALLATION MANUAL



#### SENSOR CABLE



#### MOUNTING HARDWARE



#### DIELECTRIC MOUNTS



#### RISER AND FLANGE SEAL



#### MANUAL CRANK



#### MANUAL CRANK STORAGE POUCH



5. RECYCLE OR DISCARD: SHIPPING BOX, PALLET AND STEEL SHIPPING NUTS, BOLTS AND WASHERS