



2023-2024

LP-GAS PARTS & ACCESSORIES



REGULATORS

PIGTAILS

HOSE KITS

GRILL KITS

PLANOGRAMS

CAMPING FITTINGS

TEST KITS & MORE

PLANT | TRANSPORTATION | INDUSTRIAL | DOMESTIC | **RECREATIONAL**

OUR STORY

INNOVATION MADE SIMPLE

For over 40 years Marshall Excelsior Company has been a progressive manufacturer of top quality and competitively priced LPG & NH3 equipment that is leading the industry in innovation and low emission products. We offer a full range of products that support the LPG & NH3 Bulk Plant, Transport, Delivery/Dispensing, and Domestic applications. As our product line continues to grow, we are striving to improve product functionality while taking the industry standards to a higher level of quality and performance without adding excessive cost. While following along this path, our engineering staff exercises a heavy reliance on the input from our customers throughout any new product design phase. It has been through these theories and approaches that we have been able to carve out our niche in an industry where safety and performance must work hand-in-hand. Our goal is to create the safest equipment solutions for everyday operations while allowing the largest amount of product to be transferred, dispensed, or otherwise used, resulting in an overall savings to the customer.

In addition to our company philosophy for new product development, you will find our approach to daily operations equally unique. In a time where materials, fuels, and other manufacturing costs are on the rise, we have not only remained competitive, but one of the industry leaders in on-time deliveries and short lead-times. The reason is simple; we not only manufacture our products effectively, but carry one of the most extensive on-hand inventories available in the industry. This allows our distributors to react quickly without having an excessive amount of stock on hand.

Put this together with our proactive, responsive sales and customer service staff and you have a winning combination.

As one of the industry leaders in responsiveness it is essential for our organization to be able to react in a rapid fashion, hence our fully integrated manufacturing and purchasing process. Our capabilities in manufacturing range from high volume to custom made product. Both of which are supported by our wide variety of manufacturing equipment, highly skilled personnel, and dedicated purchasing staff. Combine these attributes with our top notch ISO9001 quality system and you have a combination that easily rivals that of our nearest competition.

Over the course of time Marshall Excelsior Company has become a name that our customers can rely on not only for high quality products and services, but as a partner in building their business. Together, with our commitment to the industries served and our eagerness to improve and expand our product-line our customers routinely find the opportunity to promote our organization. It is through this personal touch that our family owned and operated business has become the organization that it is today. We are confident that as our company continues to develop and mature in our industries, Marshall Excelsior Company will become a brand of choice.



MARSHALL EXCELSIOR COMPANY

1506 George Brown Drive, Marshall, MI 49068

269-789-6700 Fax: 269-781-8340

E-mail: sales@marshallexcelsior.com

www.marshallexcelsior.com



Display Planograms.....2-6



LP Gas Regulators

Automatic Changeover.....	7-8
Integral Two Stage.....	9-10
Single Stage.....	12
Single Stage Grill Kits.....	11
High Pressure	13-14
Regulator Accessories.....	11



Hoses and Pigtails

Stainless Steel Braided Pigtails.....	17
Thermoplastic Pigtails and Hoses.....	15-17



Camping Elbows, Tees & Fittings

Camping Appliance Fittings.....	24
Camping Tees, Elbows & Assemblies.....	22-24



Kits

Camping Appliance Kits	18
RV Tank Kit.....	34
Low Pressure Test Blocks, Kits & Accessories.....	35-36
Quick Disconnect Hose Assemblies.....	20
Portable Grill Conversion Kits.....	19



Fittings

Flare Fittings.....	31-32
High Pressure Gas Connections.....	33
Hose Barbs.....	30
Last Chance Adapters.....	29
Pipe Thread Adapters.....	31
POL Fittings.....	26-27
RV Bulkhead & Adapter.....	25
Type I (QCC) Connectors.....	25
Quick Close Cylinder Adapter.....	29
Quick Disconnect Fittings.....	21



Accessories

Ferrules & Menders.....	33
Leak Detector.....	32
POL Caps & Plugs.....	28
POL Thread Clean Out Tool.....	28
Safety Locks.....	35



Water Regulators


Water Regulators.....	27
-----------------------	----

LP GAS SECTION PLANOGRAMS

DISPLAY PLANOGRAMS

ME-POG-4-M1S

NEW
PRODUCT



MEC Deluxe 4' POG w/Horizontal Header

REGULATORS	DESCRIPTION	QTY
MEGR-253LP	Auto Changeover Regulator - Low Capacity	2
MEGR-253P	Auto Changeover Regulator - Std. Capacity	6
MEGR-253HP	Auto Changeover Regulator - High Capacity	4
MEGR-291LP	Integral Two-Stage Vertical Regulator - Low Capacity	2
MEGR-291P	Integral Two-Stage Vertical Regulator - Std. Capacity	2
MEGR-291HP	Integral Two-Stage Vertical Regulator - High Capacity	2
MEGR-298LP	Integral Two-Stage Horizontal Regulator - Low Capacity	2
MEGR-298P	Integral Two-Stage Horizontal Regulator - Std. Capacity	4
MEGR-298HP	Integral Two-Stage Horizontal Regulator - High Capacity	2
MEGR-253P-PT15	Auto Changeover Regulator Assembly w/15" Pigtails - Std Capacity	2
MEGR-253HP-PT15	Auto Changeover Regulator Assembly w/15" Pigtails - High Capacity	2
MEGR-130-30P	High Pressure Single-Stage Regulator (Red)	2
MEGR-230P	Low Pressure Single Stage Regulator, Vent Over Outlet	2


ACCESSORIES	DESCRIPTION	QTY
MEGR-RVBP	Regulator Mounting Bracket - "U" Shape	2
MEGR-900P	Regulator Mounting Bracket - "Z" Shape	2
MEGR-862P	Second Stage Regulator Cover	2
MEC-POG-H2S	MEC Horizontal Header	1

HOSES	DESCRIPTION	QTY
MER425-15P	Thermo Pigtail Hose, 1/4" Male Inverted Flare - 15"	2
MER425-15P2	Thermo Pigtail Hose, 1/4" Male Inverted Flare - 15" - 2 Pack	4
MER425-24P	Thermo Pigtail Hose, 1/4" Male Inverted Flare - 12"	2
MER425-24P2	Thermo Pigtail Hose, 1/4" Male Inverted Flare - 24" - 2 Pack	4
MER425H-15P2	High Flow Thermo Pigtail, 1/4" M. Inverted Flare - 15" - 2 Pack	4
MER425H-24P	High Flow Thermo Pigtail Assembly 24"	2
MER425H-24P2	High Flow Thermo Pigtail, 1/4" M. Inverted Flare - 24" - 2 Pack	4
MER425HSS-24P	SS High Flow Thermo Pigtail, Male Inverted Flare - 24"	2
MER425HSS-24P2	SS High Flow Thermo Pigtail, Male Inverted Flare - 24" - 2 Pk	2
MER425SS-15P	SS Thermo Pigtail Hose, 1/4" Male Inverted Flare - 15"	2
MER425SS-15P2	SS Thermo Pigtail Hose, 1/4" Male Inverted Flare - 15" - 2 Pk	2

NOTE: All MEC POG's includes backdrop, header, hanging clips and re-order card


ME-POG-4-M1V

NEW
PRODUCT



MEC Deluxe 4' POG w/Vertical Header

ME-POG-4-M2V



MEC Economy 4' POG w/Vertical Header

ME-POG-4-M2S



MEC Economy 4' POG w/Horizontal Header

PART #	DESCRIPTION	QTY
MEGR-253P	Auto Changeover Regulator - Standard Capacity	2
MEGR-253HP	Auto Changeover Regulator - High Capacity	2
MEGR-291P	Integral Two-Stage Vertical Regulator - Std. Capacity	2
MEGR-298P	Integral Two-Stage Horizontal Regulator - Std. Capacity	2
MER425-15P	Thermo Pigtail Hose, 1/4" Male Inverted Flare - 15"	4
MER425-15P2	Thermo Pigtail Hose, 1/4" Male Inverted Flare - 15" - 2 Pack	2
MER425H-15P	High Flow Thermo Pigtail Hose, 1/4" Male Inverted Flare - 15"	2
MER425-24P	Thermo Pigtail Hose, 1/4" Male Inverted Flare - 24"	4
MER425-24P2	Thermo Pigtail Hose, 1/4" Male Inverted Flare - 24" - 2 Pack	2
MER425H-24P2	High Flow Thermo Pigtail Hose, 1/4" Male Inverted Flare - 24" - 2 Pack	2
MEGR-130-30P	High Pressure Single-Stage Regulator (Red)	2
MEGR-230P	Low Pressure Single Stage Regulator, Vent Over Outlet	2
MEGR-253P-PT18	Auto Changeover Regulator Assembly w/18" Pigtails -Std. Capacity	2

NOTE: All MEC POG's includes backdrop, header, hanging clips and re-order cards

PART #	DESCRIPTION	QTY
MEC-POG-H2S	MEC Horizontal Header	1
MEC-POG-V2S	MEC Vertical Header	1



LP GAS SECTION PLANOGRAMS



ME-POG-4A-E

Offering the most popular, top quality *Excelsa-Flo*™ Regulators and Hoses.

REGULATORS	DESCRIPTION	QTY	HOSES	DESCRIPTION	QTY
MEGR-253P	Auto Changeover Regulator - Std. Capacity	2	MER425-12P	Thermo Pigtail Hose, 1/4" Male Inverted Flare - 12"	2
MEGR-253HP	Auto Changeover Regulator - High Capacity	2	MER425-15P	Thermo Pigtail Hose, 1/4" Male Inverted Flare - 15"	4
MEGR-291P	Integral Two-Stage Vertical Regulator - Std. Capacity	2	MER425H-15P	High Flow Thermo Pigtail, 1/4" M. Inverted Flare - 15"	2
MEGR-291HP	Integral Two-Stage Vertical Regulator - High Capacity	2	MER425-18P	Thermo Pigtail Hose, 1/4" Male Inverted Flare - 18"	2
MEGR-295P	Integral Two-Stage Horizontal Regulator w/ POL - Std. Capacity	2	MER425-24P	Thermo Pigtail Hose, 1/4" Male Inverted Flare - 24"	2
MEGR-298P	Integral Two-Stage Horizontal Regulator - Std. Capacity	2	MER426-15P	Thermo Pigtail Hose, 1/4" Male Pipe Thread, 15"	2
MEGR-230P	Low Pressure Single Stage Regulator, Vent Over Outlet	2	MER426-20P	Thermo Pigtail Hose, 1/4" Male Pipe Thread, 20"	4
MEGR-130-30P	High Pressure Single-Stage Regulator (Red)	2	MER426H-20P	High Flow Thermo Pigtail, 1/4" M. Pipe Thread, 20"	2
NOTE: All MEC POG's includes backdrop, header, hanging clips and re-order card			MER14TCQD-72P	High Pressure 1/4ID, QD X 1/4" MNPT w/ Cap - 72"	1
			MER14TCQD-144P	High Pressure 1/4ID, QD X 1/4" MNPT w/ Cap - 144"	1



INNOVATIVE DISPLAY HEADER

designed to simplify the selection of the regulator and pigtail combinations based on size of coach reflected by number of axles to optimize performance of the system.




ME-POG-4-M

This POG is designed to help your customers choose the correct color (low/regular/high capacity) regulator & pigtail combinations for optimal propane performance.

REGULATORS	DESCRIPTION	QTY	HOSES	DESCRIPTION	QTY
MEGR-253LP	Auto Changeover Regulator - Low Capacity	4	MER425-15P	Thermo Pigtail Hose, 1/4" Male Inverted Flare - 15"	4
MEGR-253P	Auto Changeover Regulator - Std. Capacity	4	MER425H-15P	High Flow Thermo Pigtail, 1/4" M. Inverted Flare - 15"	4
MEGR-253HP	Auto Changeover Regulator - High Capacity	4	MER425-24P	Thermo Pigtail Hose, 1/4" Male Inverted Flare - 24"	4
MEGR-291LP	Integral Two-Stage Vertical Regulator - Low Capacity	2	MER425H-24P	High Flow Thermo Pigtail, 1/4" M. Inverted Flare - 24"	4
MEGR-291P	Integral Two-Stage Vertical Regulator - Std. Capacity	2	MER425SS-15P	Stainless Steel Thermo Pigtail Hose, 1/4" Male Inverted Flare - 15"	4
MEGR-295LP	Integral Two-Stage Horizontal Regulator w/ POL - Low Capacity	2	MER425HSS-15P	High Flow SS Thermo Pigtail Hose, 1/4" Male Inverted Flare - 15"	4
MEGR-295P	Integral Two-Stage Horizontal Regulator w/ POL - Standard Capacity	2	MER425SS-24P	Stainless Steel Thermo Pigtail Hose, 1/4" Male Inverted Flare - 24"	4
MEGR-295HP	Integral Two-Stage Horizontal Regulator w/ POL - High Capacity	2	MER425HSS-24P	High Flow SS Thermo Pigtail Hose, 1/4" Male Inverted Flare - 24"	4
MEGR-298P	Integral Two-Stage Horizontal Regulator - Std. Capacity	2	PART#	DESCRIPTION	QTY
MEGR-298HP	Integral Two-Stage Horizontal Regulator - High Capacity	2	MEGR-RVBP	Regulator Mounting Bracket - "U" Shape	2
MEGR-130-30P	High Pressure Single-Stage Regulator (Red)	2	MEGR-900P	Regulator Mounting Bracket - "Z" Shape	2
MEGR-230P	Low Pressure Single Stage Regulator, Vent Over Outlet	2	MEGR-862P	Second Stage Regulator Cover	2

NOTE: All MEC POG's includes backdrop, header, hanging clips and re-order card

LP GAS SECTION PLANOGRAMS



ME-POG-4-HG

All-In-One Grill hook-up kits for Weber®, Coleman® and Faulkner Grills. Everything you may need to get grilling when and where you want! Includes trunk lines, flow-longer & stay-longer hose kits, and quick connect accessories that allow the customer to diversify their quick connect feed .

PART #	DESCRIPTION	QTY	PART #	DESCRIPTION	QTY
ME35QL	Weber® Q Grill Conversion Kit w/ 12' Hose	2	ME-GMCL-4P	Quick Connect for NPT Fitting	2
ME36QP	Weber® Q Grill Conversion Kit w/10' QC Hose	2	MEGR-152-24P	Portable Grill Adapter to QCC Bottle	2
ME66CP	Coleman® RoadTrip® Conversion Kit w/ 10' Hose	2	MEGR-153-36QDP	Portable Grill Adapter to Disposable Bottle	2
ME65CL	Coleman® RoadTrip® Conversion Kit w/ 12' QC Hose	2	MEGR-230-25QDP	Propane Tank Adapter w/ Single Stage Regulator	2
ME22YP	Propane "Y" Adapter	2	MER407-60P	5' Propane Hose Assembly - SN POL X 1"20 Swivel	2
ME23YP	Propane "Y" Adapter w/Shut Off	2	MER610-48P	48" Propane Hose Assembly - 3/8" MNPT x 3/8" FFS	2
ME58QT	9" Quick Disconnect Low Pressure Appliance Adapter	2	MER611-48P	48" Propane Hose Assembly - 3/8" MNPT x 1/2" FFS	2
ME24TP	Propane Cross Adapter	2	MER613-48P	48" Propane Hose Assembly, 3/8" FFS X 3/8" FFS	2
ME2132P	1/4" Female ID X "1/4" MPT Single PC Adapter	2	MER14TCQD-144P	12' Quick-Disconnect High Pressure Appliance Hose	2
MER471	Flow-Longer-Plus Propane Kit	2	MER14TCMPQD-72P	6' RV Quick-Disconnect High Pressure Hose	2
MER473	Stay-Longer-Plus Propane Kit	2	MER14TCQDMP-72P	6' RV Quick-Disconnect High Pressure Hose with Shut Off Valve	2

NOTE: All MEC POG's includes backdrop, header, hanging clips and re-order card

!WARNING!

Failure to follow these instructions or to properly install and maintain this equipment could result in an explosion and/or fire causing property damage and personal injury or death.

Marshall Excelsior equipment must be installed, operated, and maintained in accordance with federal, state, and local codes and MEC instructions. The installation in most states must also comply with NFPA 58 and NFPA 54 standards.

Only personnel trained in the proper procedures, codes, standards, and regulations of the LP-Gas industry should install and service this equipment.



WARNING: These products contain a chemical known to the state of California to cause cancer and birth defects or reproductive harm

!DANGER!

Black changeover lever must be rotated as far as possible towards reserve cylinder before disconnecting empty cylinder.

Failure to rotate changeover lever and / or disconnection of hose while indicator is red will result in a propane gas leak which, if ignited, may cause property damage, bodily injury, or death.

Description

The MEC Automatic Changeover Regulator automatically redirects LP gas vapor flow from an empty designated service cylinder to a reserve cylinder, without interruption of service. It is ideal for use with Recreational Vehicles (RV's), small cottages and cabins.

!CAUTION!

The MEC regulators are to be installed or adjusted by qualified LP Gas or RV service personnel only. Contact a qualified LP Gas or RV dealer for installation.

Operation

Ensure that the regulator has been mounted with the vent pointing downward so that water or debris cannot gather in the regulator. Place one of the two cylinders in "primary" by switching the black changeover lever in the direction of the selected cylinder. The arrow on the lever will denote the "primary" side. Open both cylinder valves slowly. The indicator on the top of the regulator will turn green.

The "primary" side of the regulator will continue to supply gas as long as sufficient gas is present in the "primary" cylinder. When pressure in the cylinder drops below a designated pressure, the "reserve" side will open and continue to primary gas to the regulator. At the time that the "primary" cylinder becomes exhausted, the indicator on the changeover lever will turn partial red and green, indicating a cylinder change can be made.



Figure 1 MECGR-253 & MECGR-253H

Cylinder Exchange

Prior to removing the empty cylinder, position the black changeover lever so that it points to the alternate cylinder that is now supplying the regulator. Close the valve on the empty cylinder and remove. After the empty cylinder is refilled and reconnected, slowly open the cylinder valve. The new cylinder is now the reserve cylinder. The indicator at the top of the regulator will turn green.

!WARNING!

Never check for leaks with an open flame. Do not check for leaks using ammoniated or chlorinated household type detergents. Only use a solution of water and liquid soap to check for leaks. These can cause cracks to form on the metal tubing and brass fittings. If the leak cannot be located, take the unit to a LP Gas service representative.

Specifications:

BTU Capacity (propane)

SPECIFICATIONS				
Part Number	Inlet Pressure	Outlet Setting Pressure	Primary Capacity & BTU/HR	Reserve Capacity & BTU/HR
MEGR-253	100 PSI	11" W.C.	225,00*	150,000
MEGR-253H	100 PSI	11" W.C.	350,000*	200,000
MEGR-253L	100 PSI	11" W.C.	150,000*	100,000

Inlet: 1/4" NPT

Outlet: 3/8" NPT

UL Listed to UL 144

- * Based on 100 PSIG inlet pressure and 20% droop at manufacturer's set point.
- * Manufacturer's set point = 100 PSIG Inlet and 11" W.C. outlet flowing at 30 SCFH propane.



AUTOMATIC CHANGEOVER REGULATORS

MEGR-253 Series Two Stage Automatic Changeover Regulators automatically redirect LP gas vapor flow from an empty service cylinder to a reserve cylinder, without interruption of service. It features an easy to read green indicator which changes to red when the service cylinder needs to be refilled.

NOTE: The MEGR-253, MEGR-253H and MEGR-253L Series regulators meet UL, RVIA and NFPA requirements.
Set point: 100 PSIG Inlet @ 11" W.C. outlet flowing @ 30 SCFH Air



STANDARD CAPACITY

Bulk # MEGR-253
Packaged# - MEGR-253P

Primary Cylinder BTU/Hr. - 225,000
Reserve Cylinder BTU/Hr. - 150,000



Max Inlet Pressure: 250 PSI

Inlet Connection: 1/4" Female Inverted Flare

Outlet Connection: 3/8" FNPT

Exterior Finish: Raw Zinc / Powder Coat

Diaphragm: Fabric Reinforced Molded w/ O-Ring Bonnet / Body Seal

Diaphragm Type: Internal Relief - Spring Loaded

Bonnet/ Body Material: Die Cast Zinc

Mounting Holes: 3-1/2" On Center

Pressure Taps: 1/8" FNPT Plugged

Listings: LISTED / UL 144

BTU/H Capacity @ 20% Droop



LOW CAPACITY

Bulk # MEGR-253L
Packaged# - MEGR-253LP

Primary Cylinder BTU/Hr. - 175,000
Reserve Cylinder BTU/Hr. - 100,000



HIGH CAPACITY

Bulk # MEGR-253H
Packaged# - MEGR-253HP

Primary Cylinder BTU/Hr. - 350,000
Reserve Cylinder BTU/Hr. - 200,000



STANDARD REGULATOR & HOSE KIT

MEGR-253P-PT15
MEGR-253P-PT24

(1) MEGR-253 and (2) 15" Propane Pigtail Hoses
assembled in a plastic clamshell

HIGH CAPACITY REGULATOR & HIGH FLOW HOSE KIT

MEGR-253HP-PT15
MEGR-253HP-PT24

(1) MEGR-253H and (2) 15" High Flow Propane Pigtail
Hoses assembled in a plastic clamshell



INTEGRAL TWO STAGE REGULATORS



!WARNING!

Failure to follow these instructions or to properly install and maintain this equipment could result in an explosion and/or fire causing property damage and personal injury or death.

Marshall Excelsior equipment must be installed, operated, and maintained in accordance with federal, state, and local codes and MEC instructions. The installation in most states must also comply with NFPA 58 or ANSI K61.1 standards.

Only personnel trained in the proper procedures, codes, standards, and regulations of the LP-Gas or anhydrous ammonia industries should install and service this equipment.

The MEC Two-Stage Regulator meets RVIA requirements for use on recreational vehicles.

!CAUTION!

The MEC regulators are to be installed or adjusted by qualified LP Gas or RV service personnel only. Contact a qualified LP Gas or RV dealer for installation.


Description

The MEC Two-Stage regulator combines both a high pressure first stage and a low pressure second stage regulator into a single unit. Ideally designed for RV applications to ensure a smooth and continuous flow of gas to all applications.

- LP Gas Regulators must always be installed with the vent facing downwards. Ensure the protective cover is kept in place to minimize vent blockage.
- Do not use this regulator on LP systems equipped with ASME tanks that allow liquid or debris to enter the vapor system


!WARNING!

Never check for leaks with an open flame. Do not check for leaks using ammoniated or chlorinated household type detergents. These can cause cracks to form on the metal tubing and brass fittings. If the leak cannot be located, take the unit to a LP Gas service representative.



MEGR-291H

MEGR-291L



MEGR-298

SPECIFICATIONS – VENT OVER OUTLET 1/4" NPT in, 3/8" NPT out

Part Number	Inlet Pressure	Outlet Setting Pressure	Capacity in BTU/HR
MEGR-291 (Gray)	30 PSI	11" W.C.	175,000*
	100 PSI		195,000*
MEGR-291H (Green)	30 PSI	11" W.C.	225,000*
	100 PSI		285,000*
MEGR-291L (Blue)	30 PSI	11" W.C.	120,000*
	100 PSI		140,000*

SPECIFICATIONS – 90° VENT 1/4" NPT in, 3/8" NPT out

Part Number	Inlet Pressure	Outlet Setting Pressure	Capacity in BTU/HR
MEGR-298 (Gray)	30 PSI	11" W.C.	175,000*
	100 PSI		195,000*
MEGR-298H (Green)	30 PSI	11" W.C.	225,000*
	100 PSI		285,000*
MEGR-298L (Blue)	30 PSI	11" W.C.	120,000*
	100 PSI		140,000*

UL Listed to UL 144

NOTE: Manufacturer's set point = 100 PSIG Inlet and 11" W.C. outlet flowing at 30 SCFH air.

* Based on 20% droop



WARNING: These products contain a chemical known to the state of California to cause cancer and birth defects or other reproductive harm.

INTEGRAL TWO STAGE REGULATORS

The MEC **MEGR-291 Series** two-stage regulators are approved for use in nearly all portable applications and outdoor cooking appliances utilizing low pressure. They feature all zinc body construction, high and low 1/8" NPT pressure tap ports, an integral second stage drip lip vent and optional standard or 90 degree vent locations.

NOTE: The MEGR-291 series regulators meet UL, RVIA and NFPA requirements.
Set point: 100 PSIG Inlet @ 11" W.C. outlet flowing @ 30 SCFH Air

STANDARD CAPACITY

BTU/Hr. LPG @ 30 PSI INLET - 175,000



MEGR-291

VERTICAL

Bulk # MEGR-291
Packaged# - MEGR-291P

HORIZONTAL

Bulk # MEGR-298
Packaged# - MEGR-298P

HORIZONTAL W/ POL

Bulk # MEGR-295
Packaged# - MEGR-295P

Max. Inlet Pressure: 250 PSI

Inlet Connection: 1/4" FNPT

Outlet Connection: 3/8" FNPT

Exterior Finish: Raw Zinc / Powder Coated

Diaphragm: Fabric Reinforced Molded with O-Ring
Bonnet / Body Seal

Diaphragm Type: Internal Relief - Spring Loaded

Bonnet/ Body Material: Die Cast Zinc

Mounting Holes: 3-1/2" On Center

Pressure Taps: 1/8" FNPT Plugged

BTU/H Capacity @ 20% Droop

LOW CAPACITY

BTU/Hr. LPG @ 30 PSI INLET - 120,000



VERTICAL

Bulk # MEGR-291L
Packaged# - MEGR-291LP



HORIZONTAL

Bulk # MEGR-298L
Packaged# - MEGR-298LP



HORIZONTAL W/ POL

Bulk # MEGR-295L
Packaged# - MEGR-295LP

The **MEGR-291L Series** two-stage regulators are specifically intended for applications with low BTU demands but still require two stage regulation. The Model MEGR-291L is ideally suited for RV, manufactured homes, cabins or other applications with one appliance or low BTU multiple appliance applications while still permitting maximum range of output pressure adjustment.

HIGH CAPACITY

BTU/Hr. LPG @ 30 PSI INLET - 225,000



VERTICAL

Bulk # MEGR-291H
Packaged# - MEGR-291HP



HORIZONTAL

Bulk # MEGR-298H
Packaged# - MEGR-298HP



HORIZONTAL W/ POL

Bulk # MEGR-295H
Packaged# - MEGR-295HP



The **MEGR-291H Series** High Capacity Compact Integral Two Stage Regulator is ideally suited for high demand RV, outdoor appliances, cabins, seasonal homes, gas fire places, water heaters, ranges or other moderate to low demand domestic home installations.
(Green bonnet identifies high capacity model).

REGULATORS ACCESSORIES

REGULATOR BRACKETS



L-MOUNT BRACKET
for MEGR-253 Series Regulators

Bulk# MEGR-RVB
Packaged# MEGR-RVBP



Z-MOUNT BRACKET
for MEGR-253 & MEGR-291 Series Regulators

Bulk# MEGR-900
Packaged# MEGR-900P

REGULATOR COVERS



FIRST STAGE REGULATOR COVER
for MEGR-291
Series Regulators

Bulk# MEGR-861



SECOND STAGE COVER
for MEGR-253 & MEGR-291
Series Regulators

Bulk# MEGR-862
Packaged# MEGR-862P

LOW PRESSURE SINGLE STAGE REGULATOR BBQ GRILL KITS



Standard fitting replacement hose and regulator for BBQ grills. 3/8" female flare fitting for attaching to your grill and Type 1/QCC adapter for easy connection to the propane tank.

Inlet: Black F. QCC I
Outlet: 3/8" F.F. Swivel
Hose Length: 24"

Packaged# MEGR-152-24P



If you converted your Weber® Q using our ME36QP or Coleman® RoadTrip® using our ME66CP. The MEGR-153-36QDP will allow you to connect a 1 pound disposable bottle to your converted grill. Perfect for taking your RV converted grill tent camping, tailgating or just out on the back deck.


Inlet: 1"-20 Male
Outlet: Female QD
Hose Length: 36"

Packaged# MEGR-153-36QDP

LOW PRESSURE SINGLE STAGE REGULATOR

Approved for use in small portable applications and outdoor cooking appliances utilizing low pressure.

NOTE: Single-stage regulators are not approved for RV use.

Orifice Diameter: 0.059 Diameter
Set Pressure: 11" WC
BTU Capacity: 140,000 BTU (based on 25 PSI inlet @ 9 W.C. delivery pressure)
Max. Inlet Pressure: 250 PSI
Inlet Connection: 1/4" FNPT
Outlet Connection: 3/8" FNPT
Diaphragm Type: Molded with O-Ring Bonnet / Body Seal
Bonnet/Body Material: Die Cast Aluminum
Listings:  LISTED / UL 144



Bulk# MEGR-151
w/ FEMALE QCC I
Bulk# MEGR-152


LOW PRESSURE SINGLE STAGE REGULATORS

MEGR-230 SERIES SINGLE-STAGE REGULATORS

Approved for use in small portable applications and outdoor cooking appliances utilizing low pressure.

NOTE: Single Stage regulators DO NOT MEET RVIA REQUIREMENTS for use on recreational vehicles. A119.2/NFPA 501C

Orifice Diameter: 0.059 Diameter
BTU Capacity: 140,000 BTU (based on 25 PSI inlet @ 9 W.C. delivery pressure)
Max. Inlet Pressure: 250 PSI
Inlet Connection: 1/4" FNPT
Outlet Connection: 3/8" FNPT
Exterior Finish: Green Wet Coat
Diaphragm Type: Molded with O-Ring Bonnet / Body Seal
Bonnet/Body Material: Die Cast Aluminum
Mounting Holes: 3-1/2" On Center



90° VENT WITH HARDNOSE FF POL
Bulk # MEGR-231



VENT OVER OUTLET

Bulk# MEGR-230
Packaged# MEGR-230P

90° VENT

Bulk # MEGR-230-90



90° VENT WITH FEMALE QCC I (100,000 BTU)

Bulk # MEGR-230-1618



VENT OVER OUTLET W/FEMALE QCC I & FEMALE QD

Bulk # MEGR-230-25QD
Packaged # MEGR-230-25QDP



CALL 1 800 417 2477 X 291

HIGH PRESSURE REGULATORS



The MEGR-6120 Series are UL listed high-pressure regulators that meet a variety of applications for liquid or vapor service. The compact body design makes these regulators particularly useful in installations with space limitations. The basic MEGR-6120 Series regulators come equipped with a handwheel adjustment. The non-adjustable ME6121 Series provides a tamper-resistant spring case and a 30 PSI set point.

NOTE: The MEGR-6120 & MEGR-6121 Series are UL listed as high pressure, non-relief regulators. Both MEGR-6120 & MEGR-6121 Series regulators contain brass materials that are **not** compatible with anhydrous ammonia service.

- Max. Inlet Pressure: 250 PSI (17, 2 bar)
- Inlet Connection: 1/4" FNPT
- Outlet Connection: 1/4" FNPT
- Gauge Port: 1/4" FNPT
- Exterior Finish: Red Wet Coat
- Diaphragm: Fabric Reinforced Buna N
- Body / Bonnet Material: Die Cast Aluminum
- Liquid Capacity: 3-5 GPH



ADJUSTABLE - 1-30 PSI
Bulk# MEGR-6120-30

CAPACITIES: BTU/H LPG (VAPOR)		
Outlet Set Point	Inlet Pressure	BTU / HR
15 PSI	50 PSI	850,000
15 PSI	100 PSI	1,700,000
15 PSI	150 PSI	2,500,000
20 PSI	50 PSI	900,000
20 PSI	100 PSI	1,800,000
40 PSI	100 PSI	1,500,000
40 PSI	150 PSI	2,000,000
50 PSI	100 PSI	1,300,000
50 PSI	150 PSI	1,800,000
50 PSI	200 PSI	2,300,000

*Approximate BTU/H vapor capacities taking 10-20% droop into consideration

Note: Side Outlet Connection Style (Plugged): 1/4" MNPT, pressure gauge (MEJ500 Series) can be installed



FIXED 30 PSI
Bulk# MEGR-6121-30

FIXED 30 PSI
1/4" INVERTED FLARE X 3/8" M. FLARE
Bulk# MEGR-6121-30A

HIGH PRESSURE LP GAS REGULATORS

The MEGR-130 series fixed high pressure single stage regulators are designed to provide an economical solution for pounds to pounds service applications. The MEGR-130 can be used to regulate air as well as LP gas.

MEGR-130-30/ MEGR-130-30A model is designed for high pressure RV applications. This regulator is ideal for 5th wheel split cylinder applications

NOTE: Regulators must be installed in compliance with federal, state or local codes or laws in accordance with NFPA 58.

Max. Inlet Pressure: 250 PSIG (17,2 bar)
Inlet Connection: 1/4" FNPT
Outlet Connection: 1/4" FNPT
Orifice Diameter: 0.0625"
Exterior Finish: Red Anodized
Diaphragm: Fabric Reinforced Buna N
Bonnet/Body Material: Die Cast Zinc
BTU / H Capacity: 1,200,000 BTU/H @ 40 PSI



FIXED 10 PSI
Bulk# MEGR-130-10

FIXED 20 PSI
Bulk# MEGR-130-20

FIXED 30 PSI
Bulk# MEGR-130-30
Packaged# MEGR-130-30P

The MEGR-350 is a single stage, adjustable high pressure regulator. The body and bonnet of both the fixed and adjustable regulators are precisely machined and feature a crimped design and fabric reinforced rubber diaphragm creating a positive seal for leak-free performance.



ADJUSTABLE 0-10 PSI
Bulk# MEGR-350

ADJUSTABLE 0-30 PSI
Bulk# MEGR-350-30



FIXED 30 PSI
1/4" INVERTED FLARE X 3/8" M. FLARE
Bulk# MEGR-130-30A

THERMOPLASTIC HOSES - 1/4" HOSE I.D.



Flexible thermoplastic UL and CGA approved hose. These hoses are rated up to 350 PSIG working pressure with a 400 pound pull test rating. Each hose comes with two ends and fully crimped brass ferrules.

ACME NUT X 1/4" MALE INVERTED FLARE

Connects to propane tanks to auto changeover regulator



STANDARD

GREEN Type I Nut for use on RV application ONLY (200,000 BTU/H)

Available in 12", 15", 18", 20", 24", 30", 36", 48" and 60" lengths

Bulk# MER425-"X"

Packaged# MER425-"X"P (1 pk) | ME425-15P2, ME425-24P2 (2 pk)



HIGH FLOW

The MEC High Flow Type I, 400,000 BTU (red nut) pigtails are designed for those applications that require more than 200,000 BTU's. The new High Flow pigtails are designed with the excess flow and thermal link safety features, same as the green nut Type I.

Available in 12", 15", 18", 20", 24", 30", 36", 48" and 60" lengths

Bulk# MER425H-"X"

Packaged# MER425H-"X"P (1 pk) | ME425H-15P2, ME425H-24P2 (2 pk)

NON-LEACHING

MEC non-leaching hoses are made with a specially formulated "oil free" hose which is designed to resist chemical contaminants within some LP Gas that can cause standard hose to break down and clog regulators or appliances.

Available in 12", 15", 18" and 20" lengths

Bulk# MER425NL-"X"

Packaged# MER425NL-"X"P



F. FLARE SWIVEL X MNPT

Replaces most hose assemblies between regulator and fish cooker/smoker, torches, or other propane appliances



3/8" FF Swivel x 3/8" MNPT.

Available in 24", 36", 48", 60" and 144" lengths

Bulk# MER410-"X"

3/8" FF Swivel x 1/4" MNPT.

Available in 36 and 50" lengths

Bulk# MER434-"X"

POL X MNPT

Most commonly used to connect a POL tank to the regulator on a motorhome.



Ex. Flow M. Hard Nose POL, 7/8" Nut x 1/4" MNPT

Available in 24", 36" and 60" lengths

Bulk# MER405-"X"

POL X 1/4" M. INVERTED FLARE

Most commonly used to connect an auxiliary tank to a motorhome.



Ex. Flow Male Hard Nose POL

Available in 12", 15", 18", 20", 24", 30", 36", 48" and 60" lengths

Bulk# MER401-"X"

Full Flow Male Hard Nose POL

Available in 12", 15", 20", 24", 30" and 36" lengths

Bulk# MER403-"X"



Ex. Flow Male Soft Nose POL w/ Plastic Handwheel

Available in 15", 24" and 36" lengths

Bulk# MER423-"X"

FEMALE ACME X MALE ACME W/ POL

Most commonly used as an extension hose to connect to a 20 or 30 lb. tank




F. QCC, Type I x M. QCC, Type I w/ Female POL

Available in 60" and 120" lengths

Bulk# MER428-"X"

FEMALE ACME X F. FLARE SWIVEL

Can be used on a split cylinder 5th wheel that uses the high-pressure regulator (MEGR-130-30A). Connects to the high-pressure regulator and the propane cylinder.



F. QCC, Type I x 3/8" Female Flare Swivel - 20" in length


Bulk# MER427-20

THERMOPLASTIC HOSES - 1/4" HOSE I.D.

Flexible thermoplastic UL and CGA approved hose. These hoses are rated up to 350 PSIG working pressure with a 400 pound pull test rating. Each hose comes with two ends and fully crimped brass ferrules.

ACME NUT X 1/4" MNPT

For connecting a 20 or 30 lb refillable propane tank to the regulator on a camper. Provides thermal protection in case of fire and excess flow protection in case of broken gas line.



STANDARD

GREEN Type I Nut for use on RV application ONLY (200,000 BTU/H) Available in 15", 20", 60" and 144" lengths (UL Listed up to 60")

Bulk# MER426-"X"
Packaged# MER426-"X"P



HIGH FLOW

The MEC High Flow Type I, 400,000 BTU (red nut) pigtails are designed for those applications that require more than 200,000 BTU's. The new High Flow pigtails are designed with the excess flow and thermal link safety features, same as the green nut Type I.

Available in 15", 20" and 144" lengths (UL Listed up to 60")

Bulk# MER426H-"X"
Packaged# MER426H-"X"P



NON-LEACHING

MEC non-leaching hoses are made with a specially formulated "oil free" hose which is designed to resist chemical contaminants within some LP Gas that can cause standard hose to break down and clog regulators or appliances.

Available in 12", 15", 18" and 20" lengths

Bulk# MER426NL-"X"
Packaged# MER426NL-"X"P

9/16"-18 FEMALE LEFT HAND SWIVEL

Most commonly used as an extension hose for propane appliances



9/16"-18 Female Left Hand Swivel in both ends
Available in 60", 72" and 120" lengths

Bulk# MER408-"X"

M. SOFT NOSE POL X 1"-20 M. SWIVEL

Connects appliances that are designed to be connected to 1lb. bottles to 5-20lb. tanks or POL tank valves.



Male Soft Nose POL, Plastic Handwheel x 1"20 Swivel
Available in 48", 60", and 144" lengths

Bulk# MER407-"X"
Packaged# MER407-60P (60" OAL)

M. QUICK DISCONNECT X 1/4" FNPT

Most commonly used to connect a pressure gauge to the low pressure outlet on an RV.



12" in length
Bulk# MER432SP-12

1/8" MNPT X 1/4" FNPT

Most commonly used to connect a pressure gauge to test ports on a regulator.



12" in length
Bulk# MER432-12

1/4" MNPT X 1/4" MNPT

Most commonly used between the RED high pressure regulator and the auto-changeover regulator (5th wheel applications).



60" in length
Bulk# MER414-60

F. FLARE SWIVEL

Most commonly used to connect a low pressure regulator to an appliance.



3/8" FF Swivel x 3/8" FF Swivel.
Available in 24", 36", 48", 60", 72" and 144" lengths
Bulk# MER413-"X"

1"-20 F. SWIVEL X 1"-20 M. SWIVEL

Most commonly used with most distribution posts or "T" and "Y" connectors.

- Connects appliances that are designed for 1 lb. cylinders to 1 lb. connections
- Hand tighten swivels on both ends



Available in 24", 48", 60", 72" and 144" lengths
Bulk# MER421-"X"
Packaged# MER421-"X"P

THERMOPLASTIC HOSES -3/8" HOSE I.D.



Typically used on the trunk line of your RV. Flexible thermoplastic UL and CGA approved hose. These hoses are rated up to 350 PSIG working pressure with a 400 pound pull test rating. Each hose comes with two ends and fully crimped brass ferrules.

F. FLARE SWIVEL X MNPT



3/8" Female Flare Swivel x 3/8" MNPT
Available in 24", 30", 36", 48", 60", 120" and 144" lengths

Bulk# MER610-"X"
Packaged# MER610-"X"P

F. FLARE SWIVEL X F. FLARE SWIVEL



3/8" Female Flare Swivel (both ends)
Available in 24", 30", 36", 48", 60", 120" and 144" lengths

Bulk# MER613-"X"
Packaged# MER613-"X"P



1/2" Female Flare Swivel x 3/8" MNPT
Available in 24", 30", 36", 48", 60", 120" and 144" lengths

Bulk# MER611-"X"
Packaged# MER611-"X"P

STAINLESS STEEL BRAIDED PIGTAILS

MEC Stainless Steel braided pigtails are for connecting propane cylinders to the propane regulator. The Stainless Steel braid provides added protection to the hose along with the safety features of thermal protection in case of fire and excess flow protection in case of broken gas line. Female QCC, Type I connection x 1/4" inverted male flare.



STANDARD QCC W/ BRAIDED SS HOSE

15" Bulk# MER425SS-15
Packaged# MER425SS-15P (1 PK)
MER425SS-15P2 (2 PK)



24" Bulk# MER425SS-24
Packaged# MER425SS-24P
MER425SS-24P2 (2 PK)



36" Bulk# MER425SS-36
Packaged# MER425SS-36P



HIGH CAPACITY QCC W/ BRAIDED SS HOSE

15" Bulk# MER425HSS-15
Packaged# MER425HSS-15P
MER425HSS-15P2 (2 PK)



24" Bulk# MER425HSS-24
Packaged# MER425HSS-24P
MER425HSS-24P2 (2 PK)



NOTE: MEC Green Type I Nut for use on RV application ONLY. (200,000 BTUH)
MEC Red Type I NUT approved for RV applications. (400,000 BTUH)

FLOW-LONGER & STAY-LONGER KITS

FLOW-LONGER PROPANE KITS

Designed to connect small, portable appliances, normally fueled by disposable LP-Gas cylinders, to the existing LP-Gas fuel supply of a recreational vehicle, cottage, backyard patio, etc. without interrupting the supply of regulated fuel to the system. **Flow-Longer** eliminates the need to purchase an extra LP-Gas cylinder or several small, disposable type cylinders.

MER470 FLOW-LONGER KIT



- Brass tee connection (ME415) .9 GPM excess flow male hard nose POL x Female POL x 1"-20 Male
- 12 foot hose (MER421-144) 1"-20 male x 1"-20 female

MER471 FLOW-LONGER PLUS KIT



- Brass elbow connection (ME423) .9 GPM excess flow Male hard nose POL x 1-5/16" male ACME/Female POL with quick closing poppet x 1"-20 Female
- 12 foot hose (MER421-144) 1"-20 Male x 1"-20 Female

STAY-LONGER PROPANE KITS

Designed to give you new flexibility on how you use your LP-Gas. You can stay longer by hooking up auxiliary LP-Gas cylinders, or you can tap into the RV's LP-Gas system to fuel portable high-pressure appliances.

MER472 STAY-LONGER INCLUDES

- Brass tee connection (ME420) .9 GPM excess flow male hard nose POL x Female POL x 1"-20 Male x 1/4" Female inverted flare
- 5 foot hose (MER401-60) .9 GPM excess flow male POL x 1/4" male inverted flare



MER473 STAY-LONGER PLUS INCLUDES

- Brass tee connection (ME420) .9 GPM excess flow male hard nose POL x female POL x 1"-20 male x 1/4" female inverted flare
- 5 foot hose (MER401-60) .9 GPM excess flow male hard nose POL x 1/4" male inverted flare
- 12 foot hose (MER421-144) 1"-20 male x 1"-20 female

All kits include installation instructions and a convenient reusable plastic clamshell for storage.

NOTE: The tee fitting must be installed between the vapor withdrawal valve on your LP-Gas container and the pressure regulator. This properly places the tee fitting in the high pressure portion of the LP-Gas system. Gas connections to the tee fitting are not designed for movement or rotation after installation. Flexing, twisting, or vibration should be avoided.

WARNING: An excess flow valve will not activate if there is a break or leak downstream of the valve that does not equal or exceed the closing flow of the valve or if the excess flow valve installed exceeds the flow capacity of the system. See the Excess Flow Warning page for more information regarding the use of excess flow devices.

PORTABLE GRILL CONVERSION KITS



These kits are designed for converting portable propane grills to a quick-connect setup for use on your RV's regulated propane quick-connect supply port

ME35QL



ME65CL



ME66CP



ME36QP



Part No.	Description	For use with:	Accessories
ME35QL	12' Hose - Male QD Nipple x 3/8" FFS Fitting - 3/8" Male Flare x 1/4" FNPT, Bushing - 1/4" MPT x 1/8" FNPT	Weber® Q portable grill models: 100, 120, 1000, 1200, 200, 220, 2000, 2200	-
ME36QP	10' Hose - Male QD Nipple x F. QD w/shutoff, Bushing - 1/4" FNPT x 1/8" FNPT		
ME65CL	12' Hose - Male QD Nipple x 3/8" FFS Fitting, Bushing - 1/4" FNPT x 1/8" FNPT	Coleman® RoadTrip® grill models: LX, LXX, and LXE	Adapter Packaged# ME-CRG-1P
ME66CP	10' Hose - Male QD Nipple x F. QD w/shutoff, Bushing - 1/4" FNPT x 1/8" FNPT		Adapter & Coupler Kit Packaged# ME-CRG-2P

NOTE: All kits provided in a plastic clamshell with barcode. Include thread sealant and leak detector.
Both ME65CL & ME66CP now include the necessary adapter(s) needed for new Coleman® Roadtrip® grill models: LX, LXX, and LXE. These adapters are also available separately for older kit owners

PIGTAILS AND HOSE KITS

BBQ GRILL KITS

MEGR-152-24P

The standard replacement fit hose and regulator for BBQ grills. 3/8" female flare fitting for attaching to your grill and Type 1/QCC adapter for easy connection to the propane tank.



Single Stage regulator w/black QCC1 24" hose - 3/8" female flare swivel (2)



MEGR-153-36QDP

If you converted your Weber® Q using our ME36QP or Coleman® RoadTrip® using our ME66CP. The MEGR-153-36QDP will allow you to connect a 1 pound disposable bottle to your converted grill. Perfect for taking your RV converted grill tent camping, tailgating or just out on the back deck.

Single stage regulator w/ 1"-20 inlet 36" hose, Female QD x F. QD w/shutoff

QUICK DISSCONNECT HOSE ASSEMBLIES

MER14TCQD SERIES

This QD hose will allow you to tap into the low pressure portion of the RV propane system with a QD to an appliance. For use with low pressure gas appliances (i.e. 14" water column); includes hose of desired length with shut off valve.



QD 1/4" FNPT w/Cap x 1/4" MNPT

Available in 24", 36", 48", 60", 72" and 144" lengths

Bulk# MER14TCQD-"X"

Available in 72" and 144" lengths

Packaged# MER14TCQD-72P, MER14TCQD-144P

MER14TCMPQD SERIES

This quick disconnect hose will allow you to connect to the low pressure QD on the RV to a low pressure LP gas appliance.



1/4" MNPT X QD Male Nipple

Available in 36", 48", 60", 72" and 120" lengths

Bulk# MER14TCMPQD-"X"

Available in 72" length

Packaged# MER14TCMPQD-72P

ME58QT SERIES

This Quick Disconnect hose will allow you to hook up to a quick connect valve to connect to a outdoor low pressure gas appliance (14" water column).



QD Male Nipple x 3/8" Female
Flare Swivel - 9" OAL

Packaged# ME58QT

MER14TCMQD6FS SERIES

This QD hose is designed so you can hook up the new portable grills to your QD on your RV (this is only for the new portable grills with the removable regulator).



1/4" QD Nipple x 3/8" F. Flare Swivel

Available in 9", 48", 72" and 144" lengths

Bulk# MER14TCMQD6FS-"X"

MER14TCQDMP SERIES

Includes a shut off valve and is designed to add length to the QD line on your RV. It will allow you to move your LP gas appliance from 36" to 144" away from your RV.



Female QD x 1/4" QD Nipple

Available in 36", 48", 60", 72", 120" and 144" lengths

Bulk# MER14TCQDMP-"X"

Available in 72" length

Packaged# MER14TCQDMP-72P



CALL 1 800 417 2477 X 291

QUICK-DISCONNECT FITTINGS



Designed to provide convenient quick connect and disconnect for low pressure gas appliances with 100% positive gas shut off at female coupler end of the connection. Maximum operating pressure 1/2 PSIG.

- Convenient wrench flats for securing connection points
- One piece coupler body
- Approved for all low pressure gas applications
- Durable all brass construction
- For indoor & outdoor applications

1/4" CONNECTOR W/ SHUTOFF VALVE

1/4" QD Coupler x 1/4" FNPT w/ Shut-Off Valve
Bulk# ME-GMCL-4
Packaged# ME-GMCL-4P



3/8" CONNECTOR & FULL FLOW PLUG

QD 3/8" FPT Nipple X 3/8" FPT Coupler
Bulk# ME-GMC6



1/4" CONNECTOR & FULL FLOW PLUG

QD 1/4" MPT Nipple X 1/4" FPT Coupler
Bulk# ME-GMC4



FULL FLOW FEMALE PLUG

QD 3/8" FPT Nipple
Bulk# ME-GMC6-02



FULL FLOW MALE PLUG

QD 1/4" MPT Nipple
Bulk# ME-GMC4-02



QD 1/4" MPT Nipple X 9/16 LH Male Coupler
Bulk# ME-GMC4LH




QUICK-DISCONNECT ADAPTERS

Allows two low-pressure appliances to be easily connected to the quick-connect output fitting on your RV. This 1/4" quick-connect is the standard size found on nearly all RV's. Just connect the male end of the adapter into the standard female quick-connect port found on most RV's. Now you have two or three female quick-connects available.

Part No.	Desription
ME22YP	1/4" Quick Connect Y - Male QD x Female QD x Female QD
ME23YP	1/4" Quick Connect Y - Male QD x Female QD x Female QD w/ Shutoffs
ME24TP	1/4" Quick Connect Tee - Male QD x Female QD (3)

NOTE: All kits provided in a plastic clamshell with barcode



CAMPING TEES

CAMPING ADAPTER TEES

Permits two appliances to be operated from a single LP gas cylinder source. For powering portable camping appliances such as: camp stoves, lanterns, table top grills, portable heaters, and other small LP appliances.



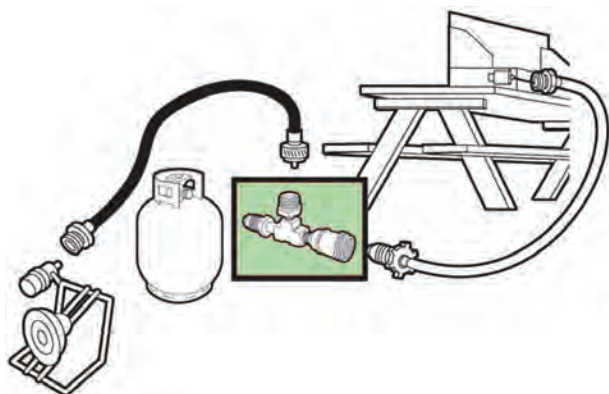
1-5/16" Female ACME x
Male 1" -20 x Male 1" -20
Bulk# ME412
Packaged# ME412P

POL connection fits all standard cylinder valves. #60 Orifice Soft Nose P.O.L. x Male 1"-20 x Male 1"-20

Bulk# ME413
Packaged# ME413P



Female 1" -20 x Male 1"
-20 x Male 1" -20
Bulk# ME414
Packaged# ME414P



RV ADAPTER TEES

Conveniently use your camper/trailer propane supply for lanterns, tabletop barbecue, etc. at parks, campsites, rest stops, etc. (use with hose assy. MER421-60 & MER421-144).

POL connection fits all standard cylinder valves.
Excess Flow Male Hard Nose POL x Male 1"-20 x Female POL

Bulk# ME415
Packaged# ME415P



POL connection fits all standard cylinder valves.
Excess Flow Male Hard Nose POL w/ Plastic Handwheel x Female POL x Female POL

Bulk# ME416
Packaged# ME416P



1-5/16" Male ACME w/ Quick
Closing Poppet x 1-5/16" Female
ACME x Male 1" -20
Bulk# ME418
Packaged# ME418P

Allows for hook up to an auxiliary LP Gas cylinder or tank with a stay longer hose (sold separately).

.9 GPM Excess Flow Male Hard Nose P.O.L. x F. P.O.L x 1"-20 Male x 1/4" Female Inverted Flare

Bulk# ME420
Packaged# ME420P



.9 GPM Excess Flow Male Hard Nose P.O.L. x 1-5/16" Male ACME w/ Quick Closing Poppet x 1"-20 Male

Bulk# ME421



WARNING: An excess flow valve will not activate if there is a break or leak downstream of the valve that does not equal or exceed the closing flow of the valve or if the excess flow valve installed exceeds the flow capacity of the system. See the Excess Flow Warning page for more information regarding the use of excess flow devices.

RV ADAPTER ELBOWS

Designed to hook up to RV propane cylinders with the Type I ACME connection. The elbow has a high pressure LP gas connection port for powering small portable camping appliances. Connects to MEC's camping appliance hose (sold separately).

Excess Flow Soft Nose P.O.L. x 1-5/6" Male ACME x Male 1"-20

Bulk# ME423

Packaged# ME423P



1-5/16" F. ACME X 1-5/16" F. ACME x 1"-20 Male

Bulk# ME426

Packaged# ME426P



1-5/16" Female ACME x 1-5/16" Male ACME Type I, QCC x 1" -20 Male x 1/4" Female Inverted Flare

Bulk# ME422

Packaged# ME422P



Connects to MEC's camping appliance hoses MER401-60 and MER421-144 (sold separately).

.9 GPM Ex. Flow Male Soft Nose POL x 1-5/16" Male ACME Type I, QCC x 1" -20 Male x 1/4" Female Inverted Flare

Bulk# ME425

Packaged# ME425P



LAST CHANCE ADAPTER

The ME481P Last Chance Adapter allows you to connect a small disposable cylinder to your grill or other gas appliance when your larger tank unexpectedly runs out of propane. A wonderful convenience to ensure that you will have additional cooking time by approximately 1+ hrs. Features internal check valve.

1-5/16" Male ACME x F. POL x 1" 20 Female w/ Check Valve

Bulk# ME481

Packaged# ME481P



LP CYLINDER POL ADAPTERS

Adapts your LP grill, portable stove or any other high pressure gas appliance to a full size LP cylinder instead of the small disposable style.

#60 Orifice, Soft Nose Male POL x 1"-20 Male with Plastic Handwheel

Bulk# ME475

Packaged# ME475P



Most commonly used to hook portable appliances to new propane tanks.

1-15/16" F. ACME x 1"-20 Male

Bulk# ME474



WARNING: An excess flow valve will not activate if there is a break or leak downstream of the valve that does not equal or exceed the closing flow of the valve or if the excess flow valve installed exceeds the flow capacity of the system. See the Excess Flow Warning page for more information regarding the use of excess flow devices.

CAMPING FITTINGS



PROPANE BOTTLE ADAPTER

1/4" MNPT X
1"-20 MALE W/ CHECK & O-RING
Most commonly used to connect 1/4" female
pipe thread to 1"-20 female throw-away cylinder
thread.

Bulk# ME417

1"-20 FEMALE (NO CHECK) X 1/4" FNPT

The 1/4" female pipe fitting allows a camping appliance to
be adapted to a larger bulk cylinder instead of the smaller
disposable LP gas cylinder. The male 1"-20 threaded end of the
adapter fits all standard camping appliance
regulator inlets, such as camp stoves,
lanterns or portable heaters.

Bulk# ME492

Packaged# ME492P



PROPANE BOTTLE GAS CAP



1"-20 FEMALE CAP W/ STRAP

Bulk# ME483

DISPOSABLE CYLINDER ADAPTERS



1"-20 FEMALE X 1/4" FNPT

Bulk# ME485

3/8" MALE FLARE
X 1"-20 MALE W/ CHECK & O-RING

Bulk# ME491



DISPOSABLE CYLINDER ADAPTER

1"-20 FEMALE X FEMALE POL

Allows you to connect a small disposable cylinder to the end of a
standard pigtail, appliance hose, or POL fitting (grill LP regulator)
when your larger cylinder unexpectedly runs out of fuel.

Bulk# ME487

Packaged# ME487P



1"-20 FEMALE X 1/4" MNPT

The 1/4" male pipe fitting fits the inlet of all standard low pressure
regulators. The female 1"-20 disposable cylinder thread accepts a
disposable LP gas cylinder and allows for use of small portable
cylinders if larger bulk cylinders are not available.

Bulk# ME488

Packaged# ME488P



CYLINDER ADAPTERS



9/16 -18 LH MALE THREAD
X 1"-20 MALE W/ CHECK & O-RING

Bulk# ME493



9/16 -18 LH MALE THREAD
X 1"-20 MALE W/ (NO CHECK)

Bulk# ME494

DISPOSABLE TANK ADAPTER

1"-20 FEMALE X 1/4" HOSE BARB

Bulk# ME484



1/4" HOSE BARB X 1"-20 MALE
SWIVEL W/ VALVE STEM & O-RING

Bulk# ME496



CALL 1 800 417 2477 X 291


TYPE I (QCC) CONNECTORS



The Type I (QCC) connectors (ME517, ME518 and ME519 Series) are designed with a built-in excess flow feature and a positive shutoff that will not allow gas to flow until the connector is fully engaged. In case of a fire the built-in thermal protection on the QCC connector melts allowing the nipple to disengage from the tank connection and stop the flow of propane. These QCC connectors also provide a positive back check seal at disconnect to eliminate the propane in the hose from being released into the atmosphere.

To connect a Type I (QCC) connector to a cylinder, close the cylinder valve and the control valves to all connected appliances. Hand tighten the QCC onto the cylinder and slowly open the cylinder valve. If the valve is opened too quickly, the excess flow device will be activated closing the flow of propane to the appliance. If the excess flow device is activated, close appliance control valves and wait 60 seconds to allow pressure in the line to equalize. Additional equalization time may be needed depending on the length of the hose. Turn on appliances by following the manufacturer's suggested lighting procedures.

NOTE: The Type I (QCC) thread replaces the POL connection on 40 pound or less DOT propane cylinders.




Part No.			Inlet	Flow Capacity	Handwheel Color	Thermal Protection
Outlet						
1/4" MNPT	1/4" Hose Barb	3/8" Hose Barb				
ME517	ME517-25H	ME517-38H	1-5/16" Female ACME	50 SCFH Air/100,000 BTUH	Black	Yes
ME518	ME518-25H	ME518-38H	1-5/16" Female ACME	100 SCFH Air/200,000 BTUH	Green	Yes
ME519	ME519-25H	ME519-38H	1-5/16" Female ACME	200 SCFH Air/400,000 BTUH	Red	Yes



Part No.	Inlet	Flow Capacity	Handwheel Color	Thermal Protection	Description
ME517EV	1-5/16" Female ACME	Full Flow	Black	Yes	Evacuation Coupling

WARNING: An excess flow valve will not activate if there is a break or leak downstream of the valve that does not equal or exceed the closing flow of the valve or if the excess flow valve installed exceeds the flow capacity of the system. See the Excess Flow Warning page for more information regarding the use of excess flow devices.

RV BULKHEAD & ADAPTER



RV BULKHEAD

Part No.	Packaged Part No.	Description
MESTF33	MESTF33P	3/8" M. Flare x 3/8" M. Flare

* Packaged option consists of a plastic clamshell



INVERTED FLARE ADAPTER

Most commonly used on some auto changeover dual stage regulators.

Part No.	Description	Accessory
ME2132 ME2132P*	1/4" F. Inv. Flare x 1/4" MNPT	ME2131 1/4" Inverted Flare Plug

* Packaged option consists of a plastic clamshell . (2) ME2132 per pack

MALE POL X 1/4" MNPT

Provides a secure connection between propane regulator, propane adapter, propane valves and propane gas grill cylinders and tanks. Will fit BBQs, camping stoves, propane heaters, cooking outdoor.

NOTE: POL's with an excess flow feature are UL Listed

Male Hard Nose POL



Male Soft Nose POL



Plastic Handwheel



Part No.		Connection	Male POL Description
Male Hard Nose POL	Male Soft Nose POL		
ME318 ME318P*	ME1629	1/4" MNPT	7/8" Nut
ME322	—	1/4" MNPT	7/8" Nut, 3-1/2" OAL
—	ME1654	1/4" MNPT	Plastic Handwheel
—	ME1654AH	1/4" MNPT	Hex Handwheel
—	ME1654AR	1/4" MNPT	Round Handwheel
ME319	—	1/4" MNPT	1-1/8" Nut
ME1690 ME1690P*	ME1641	1/4" MNPT	.9 GPM Excess Flow, 7/8" Nut
—	ME1653	1/4" MNPT	.9 GPM Excess Flow, Plastic Handwheel
—	ME1653AH	1/4" MNPT	.9 GPM Excess Flow, Hex Handwheel
—	ME1653AR	1/4" MNPT	.9 GPM Excess Flow, Round Handwheel
ME1692	—	1/4" MNPT	.9 GPM Excess Flow, 1-1/8" Nut
ME1690-EX18	ME1641EX18	1/4" MNPT	1.8 GPM Excess Flow, 7/8" Nut
—	ME1638	1/4" MNPT	#60 Orifice Hole, 7/8" Nut

* Packaged option consists of a plastic clamshell

MALE POL X HOSE BARBS

The 1/4 MNPT fits the inlet of all standard low-pressure regulators. The POL nut features a left-hand thread and fits all standard LP gas cylinder valves. NOTE: POL's with an excess flow feature are UL Listed

Part No.		Hose I.D.	Male POL Description
Male Hard Nose POL	Male Soft Nose POL		
ME5930	ME1656-78N	1/4"	7/8" Nut
ME5931-78N	ME5931-78SN	3/8"	7/8" Nut
ME5930-118N	ME1656-118N	1/4"	1-1/8" Nut
ME5931	ME5931-SN	3/8"	1-1/8" Nut
—	ME1656	1/4"	Plastic Handwheel
—	ME1656AH	1/4"	Hex Handwheel
—	ME1656AR	1/4"	Round Handwheel
ME1683	ME1655-78N	1/4"	.9 GPM Excess Flow, 7/8" Nut
ME5931EX-78N	ME5931SNEX-78N	3/8"	.9 GPM Excess Flow, 7/8" Nut
ME1684	—	1/4"	.9 GPM Excess Flow, 1-1/8" Nut
—	ME1655	1/4"	.9 GPM Excess Flow, Plastic Handwheel
—	ME1655AH	1/4"	.9 GPM Excess Flow, Hex Handwheel
—	ME1655AR	1/4"	.9 GPM Excess Flow, Round Handwheel
—	ME1655EX18-78N	1/4"	1.8 GPM Excess Flow, 7/8" Nut
—	ME1657	1/4"	#60 Orifice Hole, 7/8" Nut



Standard 7/8" Nut

Hex Handwheel



Round Handwheel



WARNING: An excess flow valve will not activate if there is a break or leak downstream of the valve that does not equal or exceed the closing flow of the valve or if the excess flow valve installed exceeds the flow capacity of the system. See the Excess Flow Warning page for more information regarding the use of excess flow devices.

SINGLE PIECE POL ADAPTERS




POL X MNPT



Part No.	POL Connection	Excess Flow	MNPT
ME284	Female	—	1/4"
ME285	Female	—	3/8"
ME286	Female	—	1/2"
ME287	Female	—	3/4"
ME352	Male Hard Nose	—	3/8"
ME354	Male Hard Nose	—	1/2"
ME354EX9	Male Hard Nose	.9 GPM	1/2"
ME354EX18	Male Hard Nose	1.8 GPM	1/2"

POL X FNPT



Part No.	POL Connection	FNPT
ME300	Female	1/8"
ME301	Female	1/4"
ME302	Female	3/8"
ME303	Female	1/2"
ME304	Female	3/4"
ME351	Male Hard Nose	1/4"
ME357	Male Hard Nose	1/2"

WARNING: An excess flow valve will not activate if there is a break or leak downstream of the valve that does not equal or exceed the closing flow of the valve or if the excess flow valve installed exceeds the flow capacity of the system. See the Excess Flow Warning page for more information regarding the use of excess flow devices.

POL X MALE FLARE



Full Flow

Part No.	POL Connection	Excess Flow	Male Flare
ME353	Male Hard Nose	—	3/8"
ME353-SN	Male Soft Nose	—	3/8"
ME353EX9	Male Hard Nose	.9 GPM	3/8"
ME353EX18	Male Hard Nose	1.8 GPM	3/8"
ME355	Male Hard Nose	—	1/2"
ME355-SN	Male Soft Nose	—	1/2"
ME355EX9	Male Hard Nose	.9 GPM	1/2"
ME355EX18	Male Hard Nose	1.8 GPM	1/2"
ME356	Male Hard Nose	—	5/8"
ME356-SN	Male Soft Nose	—	5/8"
ME356EX9	Male Hard Nose	.9 GPM	5/8"
ME356EX18	Male Hard Nose	1.8 GPM	5/8"



Excess Flow



POL X POL

Part No.	POL Connection	POL Connection
ME305	Female	Female

INLET PRESSURE WATER REGULATOR

The ME9240 will protect your RV's plumbing system against unusually high pressure spikes. This regulator is factory preset at 40 PSI and is non-adjustable. The thread ends are standard 3/4" male garden hose thread and fits all standard water hose and campground water risers. For best results, connect the regulator at the riser (source of supply) to protect your hose and water system.

NOTE: When supply pressure is equal or below set pressure, regulator will deliver supply pressure only.

Part No.	Description
ME9240*	Water Regulator Pre-Set at 40 PSI - 3/4" F.G.H. Inlet x 3/4" M.G.H. Outlet
ME9240LF	Water Regulator Pre-Set at 40 PSI - 3/4" F.G.H. Inlet x 3/4" M.G.H. Outlet - Lead Free

* Packaged option consists of a plastic clamshell - i.e. ME9240P



TYPE I (QCC) / OPD VALVE CAP

Designed to protect the 1-5/16" male ACME threads on Type I (QCC) or OPD type cylinder valves. Using a cap will reduce the likelihood of inadvertent damage to the valve's threads, shutoff mechanisms and sealing surfaces during storage or refurbishment.

Part No.		Fits
Brass	Black Vinyl	
ME392P	ME952-07	1-5/16" Female ACME



ME952-07



ME392P



ME392P installed on 20 LB cylinder

POL CAPS AND PLUGS

Part No.			Style
Brass		Plastic	
Body Only	Body With Chain	Body Only	
ME1691	ME1691-1	ME970P	Male Hard Nose POL Plug
ME1699	—	—	Female POL Cap



ME1699



ME970P



ME1691-1

POL THREAD CLEAN OUT TOOL

Designed for use with any female POL thread or valve inlet opening. Allows operator to safely remove debris and other foreign material from female .880-14 NGO left hand threads (female POL) without damaging threads. Simply thread clean out tool into female POL threads using handwheel until the tool reaches the final thread. Reverse and remove tool carefully. Reverse tool and use attached 7/8" diameter bottle brush to perform final clean out operation. Blow out any remaining debris by using a compressed air line.

- Constructed from hardened tool steel and plated for maximum product life
- Four clearance flutes to allow debris to be channeled away from threads
- Convenient 7/8" diameter wire brush for final clean out



MEP100

WARNING: The POL thread clean out tool is strictly intended for use as a cleaning device and in no way should be used as a gauge to determine the usability of the thread. (Always refer to NFPA 58 and follow the appropriate guidelines prior to installing LP-Gas lines)

LAST CHANCE ADAPTERS



Designed to provide a quick way to change from a 20 pound cylinder to a 1 lb. disposable cylinder. Can be used to connect a small 1 pound disposable cylinder to a gas grill or other appliance.

1-5/16" Male ACME x F. POL x 1" 20 Female - Full Flow

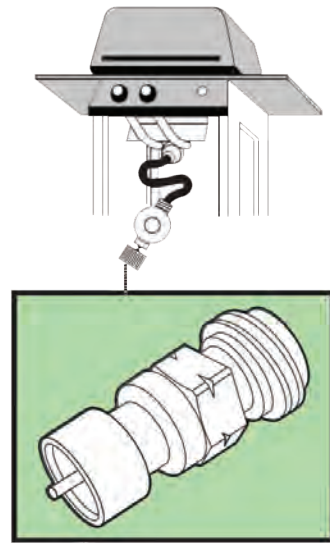
Bulk# ME480

Packaged# ME480P

1-5/16" Male ACME x F. POL x 1" 20 Female
w/ Check Valve

Bulk# ME481

Packaged# ME481P



* An excess flow device does not provide a 100% shutoff, a small amount of propane may leak if disconnected

** Packaged option consists of a plastic clamshell

CAUTION: The disposable cylinder must always be within 45 degrees of the upright (vertical) position when connected to the grill connection. Failure to do so can result in LP in its liquid form entering the grill. This could result in explosion, fire hazard or personal injury.

WARNING: Keep disposable cylinder and grill connection away from open flames, or hot surfaces. Failure to do so can result in explosion, fire hazard or personal injury

QUICK CLOSING CYLINDER ADAPTER

The ME398P Quick Closing adapter is designed to convert a CGA 510 POL cylinder valve to be used with a Type I QCC appliance side swivel nut fitting. The male POL end of the adapter is installed in the CGA 510 valve. Once installed, the other end of the adapter affords the same positive connection features as the Type I QCC valve and retains the female POL threads for filling.

CAUTION: Be sure cylinder valve is closed (clockwise direction) before installing the ME398P Adapter.



Male Soft Nose P.O.L. x 1-5/16" Male ACME

Bulk# ME398

Packaged# ME398P



WARNING: An excess flow valve will not activate if there is a break or leak downstream of the valve that does not equal or exceed the closing flow of the valve or if the excess flow valve installed exceeds the flow capacity of the system. See the Excess Flow Warning page for more information regarding the use of excess flow devices.

HOSE BARBS

Part No.				Hose I.D.	Threads
Brass		Steel ¹			
Four Barb Low Pressure	Seven Barb High Pressure	Four Barb	Four Barb with 3/64" Orifice Hole		
ME4631	—	—	—	1/4"	1/8" FNPT
ME4632	ME5632	—	—	1/4"	1/4" FNPT
ME4633	ME5633	—	—	1/4"	3/8" FNPT
ME4652	—	—	—	3/8"	1/4" FNPT
ME4653	ME5653	—	—	3/8"	3/8" FNPT
ME4654	—	—	—	3/8"	1/2" FNPT
ME4231	ME5231	—	—	1/4"	1/8" MNPT
ME4232	ME5232	—	—	1/4"	1/4" MNPT
ME4233	ME5233	—	—	1/4"	3/8" MNPT
—	—	A6132	A6133	3/8"	1/8" MNPT
ME4252	—	A1132	A1133	3/8"	1/4" MNPT
ME4253	ME5253	—	—	3/8"	3/8" MNPT
ME4254	—	—	—	3/8"	1/2" MNPT
—	—	A6138	A6139	1/2"	1/8" MNPT
—	—	A1138	A1139	1/2"	1/4" MNPT
ME4273	—	—	—	1/2"	3/8" MNPT
ME4274	ME5274	—	—	1/2"	1/2" MNPT
ME4293	—	—	—	5/8"	3/8" MNPT
ME4835	ME5835	—	—	1/4"	3/8" Male Flare
ME4855	—	—	—	3/8"	3/8" Male Flare
ME4857	—	—	—	3/8"	1/2" Male Flare
—	ME5133	—	—	1/4"	1/4" Male Inverted Flare
ME4333	—	—	—	1/4"	1/4" Female Flare Swivel
ME4335 ²	ME5334 ^{5, 6} ME5335	—	—	1/4"	3/8" Female Flare Swivel
ME4355 ³	ME5336 ⁶ ME5355	—	—	3/8"	3/8" Female Flare Swivel
ME4357	ME5357	—	—	3/8"	1/2" Female Flare Swivel
ME4377 ⁴	ME5377	—	—	1/2"	1/2" Female Flare Swivel

1—Rated for LP-Gas & NH₃



ME4652



ME5632



ME5233



ME4252



A1132



ME4835



ME5133



ME5335



FORGED FEMALE ELBOWS

Part No.	O.D. Tube Size	MNPT
MEF49-4-6	1/4"	3/8"
MEF49-6-4	3/8"	1/4"
MEF49-6-6	3/8"	3/8"
MEF49-6-8	3/8"	1/2"
MEF49-6-12	3/8"	3/4"
MEF49-8-4	1/2"	1/4"
MEF49-8-6	1/2"	3/8"
MEF49-8-8	1/2"	1/2"
MEF49-8-12	1/2"	3/4"
MEF49-10-8	5/8"	1/2"
MEF49-10-12	5/8"	3/4"



2-WAY FORGED ELBOWS

Part No.	O.D. Tube Size
MEF55-6	3/8"
MEF55-10	5/8"
MEF55-12	3/4"




MALE TEE

Part No.	O.D. Tube Size
MEF44-6-6-6	3/8"
MEF44-8-8-8	1/2"
MEF44-10-10-10	5/8"



PIPE THREAD UNIONS

Part No.	MNPT	MNPT
MEF216-2	1/8"	1/8"
MEF216-4	1/4"	1/4"
MEF216-6	3/8"	3/8"
MEF216-6-8	3/8"	1/2"
MEF216-8	1/2"	1/2"
MEF216-12	3/4"	3/4"



FLARE PLUGS

Part No.	O.D. Tube Size
MEP2-4	1/4"
MEP2-6	3/8"
MEP2-8	1/2"
MEP2-12	3/4"



FEMALE TEE

Part No.	FNPT
ME415-01	1/4"



FLARE CAPS

Part No.	O.D. Tube Size
ME1695-4	1/4"
ME1695-6	3/8"
ME1695-8	1/2"
ME1695-12	3/4"



TUBE NUT

Part No.	O.D. Tube Size
MEF41-6	3/8"

FLARE FITTINGS



REDUCING UNIONS

Part No.	O.D. Tube Size
MEF42-8-6	1/2" x 3/8"
MEF42-10-6	5/8" x 3/8"
MEF42-10-8	5/8" x 1/2"



FULL UNIONS

Part No.	O.D. Tube Size
MEF42-4-4	1/4"
MEF42-6-6	3/8"
MEF42-8-8	1/2"
MEF42-10-10	5/8"



REDUCING FORGED NUTS

Part No.	O.D. Tube Size
ME-NS4-6-4	3/8" x 1/4"
ME-NS4-8-4	1/2" x 1/4"
ME-NS4-8-6	1/2" X 3/8"
ME-NS4-10-8	5/8" X 1/2"



FORGED SWIVEL NUTS

Part No.	O.D. Tube Size
ME-US4-6	3/8"
ME-US4-8	1/2"
ME-US4-10	5/8"



REDUCING FORGED SWIVEL NUTS

Part No.	O.D. Tube Size
ME-US4-8-6	1/2" x 3/8"
ME-US4-10-8	5/8" x 1/2"



SHORT FORGED NUTS

Part No.	O.D. Tube Size
ME-NS4-4	1/4"
ME-NS4-6	3/8"
ME-NS4-8	1/2"
ME-NS4-10	5/8"
ME-NS4-12	3/4"



FEMALE CONNECTORS

Part No.	O.D. Tube Size	FNPT
MEF46-6-4	3/8"	1/4"
MEF46-6-6	3/8"	3/8"
MEF46-6-8	3/8"	1/2"
MEF46-6-12	3/8"	3/4"
MEF46-8-6	1/2"	3/8"
MEF46-8-8	1/2"	1/2"
MEF46-8-12	1/2"	3/4"
MEF46-10-6	5/8"	3/8"
MEF46-10-8	5/8"	1/2"
MEF46-10-12	5/8"	3/4"



MALE CONNECTORS

Part No.	O.D. Tube Size	MNPT
MEF48-4-2	1/4"	1/8"
MEF48-4-4	1/4"	1/4"
MEF48-6-2	3/8"	1/8"
MEF48-6-4	3/8"	1/4"
MEF48-6-6	3/8"	3/8"
MEF48-6-8	3/8"	1/2"
MEF48-6-12	3/8"	3/4"
MEF48-8-4	1/2"	1/4"
MEF48-8-6	1/2"	3/8"
MEF48-8-8	1/2"	1/2"
MEF48-8-12	1/2"	3/4"
MEF48-10-6	5/8"	3/8"
MEF48-10-8	5/8"	1/2"
MEF48-10-12	5/8"	3/4"
MEF48-12-8	3/4"	1/2"
MEF48-12-12	3/4"	3/4"



FORGED FEMALE ELBOWS

Part No.	O.D. Tube Size	FNPT
MEF54-6-6	3/8"	3/8"
MEF54-6-8	3/8"	1/2"
MEF54-6-12	3/8"	3/4"
MEF54-8-8	1/2"	1/2"
MEF54-8-12	1/2"	3/4"
MEF54-10-8	5/8"	1/2"
MEF54-10-12	5/8"	3/4"

HIGH PRESSURE GAS CONNECTIONS



Part No.			Hose I.D.	Threads
Hose Barb Assembly	Hose Barb Only	Nut Only		
ME23C	ME23C-1	ME23C-2	1/4"	9/16"-18 Female Left Hand
ME23E	ME23E-1	ME23C-2	3/8"	9/16"-18 Female Left Hand



ME23C

Part No.		Connection	POL Description
Male Hard Nose POL	Male Soft Nose POL		
ME1650	ME1650SN	9/16"-18 Male Left Hand	7/8" Nut
ME1651	—	9/16"-18 Male Left Hand	1-1/8" Nut
ME1689	ME1645-78N	9/16"-18 Male Left Hand	.9 GPM Excess Flow, 7/8" Nut
—	ME1645	9/16"-18 Male Left Hand	.9 GPM Excess Flow, Plastic Handwheel
ME1687	—	9/16"-18 Male Left Hand	.9 GPM Excess Flow, 1-1/8" Nut
ME1689-EX18	—	9/16"-18 Male Left Hand	1.8 GPM Excess Flow, 7/8" Nut

NOTE: POL fittings with excess flow feature are UL Listed

Soft Nose POL



Hard Nose POL



OUTLET BUSHINGS

Most commonly used to connect hoses together to extend hose length.

Part No.	Male Left Hand Thread	Thread
ME24C	9/16"-18	1/4" MNPT
ME24E	9/16"-18	3/8" MNPT
ME24F	9/16"-18	1/2" MNPT
ME26C	9/16"-18	9/16"-18 Male Left Hand



ME24C

WARNING: An excess flow valve will not activate if there is a break or leak downstream of the valve that does not equal or exceed the closing flow of the valve or if the excess flow valve installed exceeds the flow capacity of the system. See the Excess Flow Warning page for more information regarding the use of excess flow devices.

HOSE FERRULES & HOSE MENDERS



ME27C



ME27E

Part No.	Hose I.D.
ME27C	1/4" x 1/4"
ME27E	3/8" x 3/8"



ME7327

Part No.	I.D.	OAL
ME7323	.525"	1"
ME7324	.531"	1"
ME7325	.562"	1"
ME7326	.593"	1"
ME7327	.625"	1"

Part No.	I.D.	OAL
ME7329	.687"	1"
ME7330	.718"	1"
ME7331	.750"	1"
ME7332	.781"	1"
ME7333	.812"	1"

RV TANK CYLINDER KIT

These RV tank kits are designed to provide a durable and secure method to properly store / transport small (20 & 30 lb.) LP gas cylinders primarily on towable recreational vehicles. Meets all RVAA and RVIA requirements.



Part No.	Description	Accessories			
		Support Threaded Rod	Wing Nut	Universal Support Bar	Universal Support Pan
ME-RVTANK-KIT18	Complete Tank Kit for 20 LB. Cylinder	ME-RV-TR18	ME-RV-WINGNUT	ME-RV-BAR	ME-RV-PAN
ME-RVTANK-KIT24	Complete Tank Kit for 30 LB. Cylinder	ME-RV-TR24			

LOW TEMPERATURE LEAK DETECTOR

General purpose leak detector for all pressurized gases. Designed to detect joint leaks within 5 seconds of proper application at temperatures down to -40° F.



ME-LD02



ME-LD1



ME-LD16

Part No.	Size	Description
ME-LD02	2 Ounces	Spray Bottle
ME-LD1	8 Ounces	Cap and Dauber
ME-LD16	16 Ounces	Cap and Brush
ME-LD2	1 Gallon	Container



ME-LD2

Designed to prevent tampering, product theft and/or accidental discharge of product. This product is perfect for any size tank valve with a POL connection or 1-3/4" ACME connection or gas plumbing, such as a riser.

To install, securely screw the plug or cap to the valving or plumbing using the appropriate wrench. Snap locking mechanism into place over plug or cap. Locking mechanism will cover the installation hex or knurl and swivel freely until key is inserted and the lock is removed.

- All brass body construction for maximum durability
- Locking mechanism and key features durable chrome plating
- Locking mechanism swivels 360° when installed to prevent tampering or removal
- Locking mechanism cannot be removed without key
- Universal key for all sizes and styles

Part No.	Thread	Packaging	Additional Keys
ME530	Male Soft Nose POL	12 Plugs & Locks, 1 Key	ME530-03
ME533	1-3/4" Female ACME	2 Caps & Locks, 1 Key	ME530-03
ME530PL	Male Soft Nose POL	12 Caps & Locks, 1 Key	ME530-03



LOW PRESSURE TEST BLOCK

Designed to test low pressure lines for system leaks. The factory installed check valve allows the line to be pressurized and adjusted to the desired test pressure.

Part No.	Inlet	PSIG
MEJ610/15	3/4" FNPT	0-15
MEJ610/30	3/4" FNPT	0-30
MEJ610/60	3/4" FNPT	0-60
MEJ610/100	3/4" FNPT	0-100



LOW PRESSURE TEST KITS & ADAPTERS

These kits are designed to check for gas leaks by verifying the line pressure of an appliance. Each kit includes a case, gauge, and rubber hose with a bell on the end.



ME50-2

Capacity: 0 - 35" water column

Adjustable gauge models can be reset to zero with provided screwdriver

Three foot rubber hose with bell



ME60P-2

Kit with Case	Part No.			Adjustable Gauge	Manometer Adapter	Replacement Hose & Tip
	Gauge & Hose Only	Gauge & Hose Barb Connection	Gauge & 1/4" MNPT Connection			
ME60P-2	ME60P-5	—	ME60-2	Yes	ME1328 (3/8" OD) ME1331 (1/2" OD) ME1332 (5/8" OD)	ME50-H
ME50P-2	ME50P-5	ME50-2	ME50-2-01	No		



ME50P-2



ME50-H
Replacement
Hose & Tip


ME1332



ME50P-5
Gauge & Hose Only

Part No.	Description	Replacement Gauge
ME-KIT-1	Complete Low Pressure RV Test Kit w/ Case	ME60-2

ME-KIT-1
*Carrying case not shown



The **SERVICEMAN'S FRIEND** (METL051 & METL052) eliminates the hassle of carrying numerous bushing and fittings to each job site. It has three threads on one end with a hose barb and an 1/8" MNPT on the other end. A hose can easily be attached to either end and can be connected to a manometer or other flow meters to check line pressure on an appliance.

Part No.	Connection	Connection
METL051	5/16"-32 Male / 1/8" MNPT / 1/2" MNPT	Standard test hose fitting/1/8" MNPT
METL052	5/16"-32 Male / 1/8" MNPT / 1/4" MNPT	Standard test hose fitting/1/8" MNPT



METL051

WARRANTY INFORMATION

WARNING

Marshall Excelsior's products are mechanical devices made of materials such as rubber and metal, and are subject to wear, the effects of contaminants, corrosion, and aging, and these devices will eventually become inoperative. **Regular inspection and maintenance is essential.** Marshall Excelsior's products have a long record of quality and service, and therefore LP-Gas dealers may forget hazards that can arise from using aging devices that have outlived their safe service life. The safe service life of these products will be affected by the environment and the conditions of their use. The LP-Gas dealer knows better than anyone what this environment and the conditions of use are.

There are developing trends in state legislation and proposed national legislation making the owner of products responsible for replacing products before they outlive their safe service life. LP-Gas dealers should be aware of such legislation as it affects them.

All Marshall Excelsior products must be installed, inspected and maintained by a trained and experienced professional adhering to all installation instructions, product and safety warnings, local, state, and federal regulations, codes and standards and any other standards set by, but not limited to, NFPA, DOT or ANSI.

LP-Gas is a highly explosive and flammable gas that should never be vented near a possible ignition source.

LIMITED WARRANTY

THIS WARRANTY for Marshall Excelsior manufactured products is provided by Marshall Excelsior, Inc., 1506 George Brown Drive, Marshall, MI 49068. Marshall Excelsior, unless otherwise specified in writing, warrants to the original buyer that for a period of five (5) years from the date of manufacture its products and repair kits will be free from defects in material and workmanship under normal service and use. This warranty covers manufacturing defects only, and does not cover defects and product non-compliance due to, misuse, alteration, neglect, accident, fire, or other external causes, alterations, or repairs. This limited warranty also does not cover normal wear and tear. During this warranty period, if a defect arises in the product, and you follow the instructions for returning the product, Marshall Excelsior will, at its option, to the extent permitted by law, either (i) repair the product using either new or refurbished parts, (ii) replace the product with a new or refurbished product that is equivalent to the product that is to be replaced, or (iii) refund to you all or part of the purchase price of the product. This limited warranty applies to the extent permitted by law, to any repair, replacement part or replacement device for the remainder of the original warranty period or for ninety (90) days whichever period is longer. All replaced parts and products for which a refund is given shall become the property of Marshall Excelsior. This is the only warranty or representation made by Marshall Excelsior, and the sole basis for liability respecting quality, performance, defects, repair, delivery, and replacement of products and repair kits. The foregoing shall constitute Marshall Excelsior's sole liability.

Marshall Excelsior does not warrant any product or part that has been altered, accidentally damaged, disassembled, modified, misused, neglected, not properly maintained or installed. Marshall Excelsior does not warrant cosmetic issues including but not limited to dents, scratches, product discoloration, color fading or any other imperfection that does not affect the functionality of the product.

Marshall Excelsior does not warranty any product or part not installed according to Marshall Excelsior's installation instructions or installed in violation of any regulation or warning by state, local, or federal regulators, or in violation of any standard or code set by, but not limited to, NFPA, DOT or ANSI requirements. The foregoing shall constitute Marshall Excelsior's sole liability to distributors, vendees and end users.

LIMITATIONS

TO THE EXTENT PERMITTED BY LAW, THE WARRANTY AND REMEDIES SET FORTH ABOVE ARE EXCLUSIVE AND IN LIEU OF ALL OTHER WARRANTIES AND REMEDIES, AND MARSHALL EXCELSIOR SPECIFICALLY DISCLAIMS ALL STATUTORY OR IMPLIED WARRANTIES, INCLUDING, BUT NOT LIMITED TO, WARRANTIES OF MERCHANTABILITY, FITNESS FOR A PARTICULAR PURPOSE AND AGAINST HIDDEN OR LATENT DEFECTS. IF MARSHALL EXCELSIOR CANNOT LAWFULLY DISCLAIM STATUTORY OR IMPLIED WARRANTIES, THEN TO THE EXTENT PERMITTED BY LAW, ALL SUCH WARRANTIES SHALL BE LIMITED IN DURATION TO THE DURATION OF THIS EXPRESS LIMITED WARRANTY AND TO REPAIR OR REPLACEMENT AND SERVICE.

MARSHALL EXCELSIOR IS NOT RESPONSIBLE FOR DIRECT, SPECIAL, INCIDENTAL OR CONSEQUENTIAL DAMAGES RESULTING FROM ANY BREACH OF WARRANTY OR UNDER ANY OTHER LEGAL THEORY.

MARSHALL EXCELSIOR'S LIABILITY (EXCEPT AS TO TITLE) ARISING OUT OF THE SALE, USE OR OPERATION OF PRODUCTS OR REPAIR KITS, WHETHER ON CLAIMS FOR BREACH OF WARRANTY, CONTRACT, NEGLIGENCE OR OTHERWISE (INCLUDING CLAIMS OF CONSEQUENTIAL OR INCIDENTAL DAMAGES) SHALL NOT IN ANY EVENT EXCEED THE COST OF FURNISHING OR REPLACEMENT OF THE DEFECTIVE PRODUCT OR REPAIR KIT.

WARRANTY CLAIMS AND NOTICE

Warranty claims shall be made in writing to Marshall Excelsior's Home Office at 1506 George Brown Drive, Marshall, Michigan 49068 by the distributor, vendee or end user within twenty (20) days of discovery of the defect and the product must be postmarked and shipped F.O.B. origin to Marshall Excelsior's Home Office within thirty (30) days of the discovery of the defect. Marshall Excelsior will not accept any products or repair kits that does not have a Return Material Authorization (RMA) number from the Home Office in Marshall, Michigan. After Marshall Excelsior has inspected the product and deemed the product to be defective, at its discretion, Marshall Excelsior will repair, replace or refund the purchase price of the defective product or repair kit. If the buyer does not comply with the above stated requirements the buyer will waive unconditionally and absolutely any and all claims arising out of the alleged defect.

innovation made simple

MARSHALL EXCELSIOR COMPANY

1506 GEORGE BROWN DRIVE . MARSHALL, MI
UNITED STATES . 49068

PHONE 1.269.789.6700

E-MAIL SALES@MARSHALLEXCELSIOR.COM

WEBSITE MARSHALLEXCELSIOR.COM

